



LINKS



The Monthly Newsletter of South Bay Genealogical Society

APRIL 2026

SBGS News & Information

Vol 32 No 4

Next meeting April 21, The Elks Lodge, 1630 S US Hwy 41, Ruskin, Lunch 12 noon/Program 1pm

Guest Speaker – April 21st



Karen Fortin



presents



Bringing Your Ancestors to Life: Going Beyond the Facts

Karen uses traditional records, such as vital records, newspaper articles, and land records, for one of her ancestors to build a more in-depth profile of her, including her personality.



April Menu

Pork Chop
Roasted Red Potatoes
& Veggie

OR

Vegetarian Quiche
Cottage Cheese w/ Peaches

Meals include:
Salad, Rolls, Coffee, Iced
Tea & Dessert

Any questions, call Vicki
360-608-1647

technology

Genealogy Tech Forum



Monday ~ April 6th ~ via Zoom
10:30am to 12:00 noon
To join in, use this link:



<https://us06web.zoom.us/j/89121558159?pwd=ZJCcv8yFkdMO3DmImM3Hd3TaDKub1.1>

Meeting ID: 891 2155 8159 Passcode: 402463

Open Topic

Bring Your Genealogy Questions to the GTF

Please log in a few minutes before start time



Mail Your Reservation Today!

Reservations for SBGS luncheons need to be received **9 DAYS** prior to the luncheon. April's reservation must be in the PO Box by

Sunday, April 12th.

Allow 4-5 days for mailing!



Introducing our Guest Speaker

Karen's love of history, especially family history, led her to an interest in genealogy. She began volunteering with the Pinellas Genealogy Society in Largo, FL in 2012, and was the society's president from 2014-2017.



Karen received a Bachelor's Degree in History and a Master's Degree in Library and Information Science from the University of South Florida. She worked at the Barbara S. Ponce Public Library in Pinellas Park, FL for 30 years before deciding to focus on genealogical research. Karen began providing genealogy and history presentations in 2016 and has lectured at various genealogical societies and public libraries.

Collateral Relatives: Who They Are & ? Why They Matter to Genealogy ?

Think about your family tree like a real tree that you'd climb. Many genealogists imagine their tree only "vertically," focusing on whatever branch takes them the highest—the furthest back in time.

But (as when climbing real trees) climbing your family tree also requires you to think horizontally, moving side to side among lower-hanging branches to find a stronger branch. Those are your collateral relatives.



In genealogical terms, that less-direct, more-holistic approach can unlock new information and allow us to overcome many research challenges. Sometimes to move forward, you have to actually move to the side.

That's the essence of collateral research, a genealogy technique that encourages studying relatives besides your direct-line ancestors. Learn all about collateral relatives and why they're worth your research time.

Ancestor What Is a Collateral Relative?

Simply put, a collateral relative is a family member who is not your direct ancestor or descendant. Some examples include:

COUSINS

- Siblings
- Aunts and Uncles
- Nieces and Nephews
- Cousins of various kinds
- Siblings of your grandparents (grand-uncles and -aunts) and other ancestors.

Nieces and Nephews

Your ancestors' in-laws, step-siblings, step-children, other spouses and any adopted family members might also be considered collateral relatives.

siblings

You may have also heard of ancestral "clusters." Cluster research examines an even wider group of people, including those who they might not be related to you at all: your ancestor's neighbors, coworkers, friends, associates and others in their community.

"Collateral relatives" and "clusters" are widely used as genealogical terms. But a similar methodology was popularized by Elizabeth Shown Mills and her "FAN [friends, associates and neighbors] principle," which highlights the importance of researching your ancestor's wider social networks.

(continued on page 5)

& Greats

REMINDER

Up Coming Election



SBGS elections for the 2026-2027 term are coming up soon. We are in need of a Vice President so please consider volunteering. Mary Ann Davis is the nomination chairperson. If you are interested in serving on the Board of Directors, please contact her at:



(703) 579-7776 or email at madav47@hotmail.com



The Archives in the Museum

Genealogists and family historians frequently use the resources and facilities of libraries and archives for their research, but museums may also hold some interesting and little-known possibilities. Most museums have an archival collection of donated or collected materials and family papers, often specific to their geographic area or subject of speciality. Such collections are usually not on public display or available for walk-in consultation and may need special arrangements to be seen. Check catalog listings or make inquiries to discover what records, documents and papers may be held by your own local, regional and even national museums.

Robbie Gorr, Internet Genealogy Magazine Newsletter, Research Tips & More, Vol 10 #16 22 Sep 2023



You might be a genealogist if....

you always steer the conversation at family events to dates, times, names, and who has the family bible, marriage certificate from the great grandparents, or addresses of distant cousins who might have what you are looking for.

REMINDER

If you plan to use the computers in the Genealogy Center at SSRL, you are no longer able to use your library card. You need to stop at the information desk in the center of the library and get a sign-on to access the databases on the computers. However, you are still able to use your library card from home to access the databases, except for Ancestry and JSTOR.

ON THE BOOKSHELF

Women in the Kitchen: Twelve Essential Cookbook Writers Who Defined the Way We Eat, from 1661 to Today ~ by Anne Willan




Cookbooks have been influencing what and how we eat since the 1600s. The earliest cookbooks were generally written by and for professional chefs who were by and large men. Women were relegated to being household cooks. *Women in the Kitchen: Twelve Essential Cookbook Writers Who Defined the Way We Eat, from 1661 to Today* by award-winning author Anne Willan presents an evolution of cookbooks and the rise in the role of women in the culinary world as illustrated through twelve female cookbook authors.

Willan's book presents short biographies of well-known authors such as Fannie Farmer and Julia Child, as well as Hannah Woolley, Amelia Simmons, and others who have had a significant influence on home cooking in the past and up through today. In addition to these brief biographies, Willan includes more than 50 representative recipes from the original cookbooks, with modern adaptations where needed, for items such as Pickled Oysters (1681), Rose Petal Syrup (1747), and New England Lobster Salad (1829) to Ratatouille (1961) and Mango Salad with Hot Pepper (2002). Some of the most fascinating parts of this book are sidebars and comments that detail not only what was cooked during different time periods, but also the tools and techniques of how the food was cooked, from hearths to the modern stove, and how and why ingredients were adapted for different locations and evolving tastes.



The earliest cookbooks written by women provided not only food recipes but instruction on household management and medicinal recipes, showing that cooking was only one part of the integrated and larger domestic sphere that women controlled. As the role of women changed in society so too did the layout of typical cookbooks, developing into the familiar form that we know today



Article courtesy of Karen Fortin



DID YOU KNOW?



SHEEP AT THE WHITEHOUSE

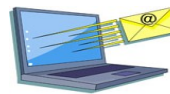
President Woodrow Wilson and his wife Edith kept sheep at the White House during World War One to keep the lawn neat and reduce gardening costs. The sheep's wool was also auctioned off to raise money for the Red Cross. *Source: Dan Snow - historyhit.com*

A Friendly Reminder

If you reply to the e-mails sent to you via our google-groups database (LINKS newsletter, genealogy events bulletin, announcements, etc) your reply goes to all the membership, not just the person who sent the e-mail.

South Bay Genealogical Society
PO Box 5202
Sun City Center FL 33571

Whenever you change your address, phone, or e-mail, don't forget to notify SBGS at:
southbaygs@gmail.com



Research Tip!

Try a different website (Ancestry, Family Search, Heritage Quest) if you can't find your ancestor when searching census records. Each census service has slightly different options and indexes. A name could be misspelled and transcribed incorrectly.

Tips to Identify Women in Historical Records

Take Accents into Consideration



Geographic accents play a significant role in recalling relatives' names and places and often influence how documents are recorded in your hometown. For example, a woman known by her grandchildren as 'Granny Idermay' was named Ida May. The Southern accent her family had added the -er to Ida's first name and combined her first and middle names, so her children and grandchildren eventually assumed her name was 'Idermay' instead of Ida May

Jessica Howe, Legacy Tree Genealogists Newsletter
23 Mar 2022



If the hyperlinks to websites in the LINKS newsletters don't work, copy & paste the website link into your browser.



Come to the membership meeting a bit early and enjoy the **Round Table Discussion.**

It convenes at 10:30am, prior to the meeting. Being your questions and the “group” could help you find the answers. If you have not attended this SBGS “EXTRA” give it a try and join the group.



PAY IN ADVANCE

MAKE YOUR RESERVATION

Sign Up for Next Month’s Reservation

You may want to try our “Pay in Advance” plan so you won’t miss the next luncheon meeting because you forgot to mail in your reservation. We hope this will help and you won’t miss any meetings. So don’t forget to bring your check book!



When you arrive for the current month’s luncheon meeting, you can pay for the next month’s luncheon and select your meal. This will alleviate these problems:

- Forgetting to mail your check in time
- Being too late to mail your check & reservation
- Missing the luncheon because deadline passed
- Plus you’ll save a stamp (now 78¢) & envelope

Reminder: Checks for the current luncheon are not deposited upon receipt. Sometimes it may be a couple of weeks or more until they are deposited.

May 19th Luncheon

Lasagna OR Vegetarian Lasagna

Guest Speaker Debbie Smyth

presents

Probate Records



A Reminder from the President About SBGS Income

The \$18 per person collected for luncheon reservations is paid in its entirety to the Elks Lodge. For that reasonable fee, the Elks prepare and serve the food and set up the space for us. Keep in mind that they have to clean the facility, stock restrooms etc. to accommodate us. Essentially the luncheon fee covers the lunch and use of the space, which is why we are unable to offer an option for attending to hear the speaker but not pay for lunch. It’s also why we cannot refund money for those unable to attend the luncheon, unless you cancel before the luncheon deadline.

The other money we collect, \$25 per year per household, goes to cover all other expenses of the society. Those expenses include speaker fees, lunch for the speakers, post office box rental, the annual charge for zoom, our society website, costs for supplies such as name badges, prizes for the mini-seminar (unless donated), printing the handouts for each meeting etc.

We work hard to keep prices low while still providing a valuable service to our members.

Cathy Rebhun, SBGS President

SHADES OF HISTORY



The Colosseum was originally clad entirely in marble. When you visit or see the Colosseum these days, you’ll notice how the stone exterior appears to be covered in pockmarks all across its surface. The reason for the pockmarks is, after the fall of Rome, the city was looted and pillaged by the Goths. They took all of the marble from the Colosseum and stripped it down to its bare stone setting.



Source: parade.com

TIPS TO GET ORGANIZED



Catalog Your Family Heirlooms

You want potential heirs to know everything you do about family keepsakes. Make a list of each item and fill in its maker, date of manufacture, value, original owner and provenance (succession of owners). Note how you got the item, too. Photograph your heirlooms and number the photos to correspond with each catalog listing. Assemble everything in an album or store it with your research in an Heirlooms file.

Diane Haddad, Family Tree Magazine Newsletter 6 Jun 2020



**G
E
N
E
R
A
L
O
G
S**



“Our ancestors were hunter-gatherers, but we’ve evolved into browser-purchasers.”



Collateral Relatives

(continued from page 2)



Why Should I Research Collateral Relatives?

You may not have inherited DNA from them, but collateral relatives can still prove immensely helpful in researching your ancestors. Indeed, their records can serve as substitutes when your ancestors' documents are missing or incomplete.



For example, say your ancestor's vital records don't give the name of his parents. But his brother's birth certificate (which was likely created at a different time and may hold different details) could reveal the parents' names.

Collateral research is especially helpful when:



- Determining a woman's maiden name (and researching women in general)
- Researching common surnames
- Distinguishing between two similarly-named people
- Tracing aging or dependent ancestors (e.g., elderly parents may have lived with adult children besides your ancestor)
- Learning the name of a family's specific ancestral hometown
- Researching ancestors who were enslaved
- Finding living relatives to collect (or share) stories, heirlooms or photos
- Identifying family members to take DNA tests
- Participating in heir research or surname studies
- Studying family health history or naming patterns



Researching collateral relatives also presents a fuller picture of your family tree. How much of your own life story has been shaped by a beloved sister, aunt or cousin? If you recorded the stories of only you, your parents and grandparents, you'd be excluding so much of your family's life and what makes you, you.

This is especially true for our ancestors, who were more likely to live near extended family members or in mixed-generation households. And if everyone researched only their ancestors, scores of relatives would be forgotten by history.



Andrew Koch, Family Tree Magazine Newsletter, 7 Feb 2026
(Stay tuned for some Collateral Research Tips in the May LINKS)

Put Aside Your Research



Sometimes the best thing you can do is to stop working on your research. I know that this can seem counter-intuitive; it feels like a waste of time and if you are "banging your head against a wall" and/or not having fun/success, what do you have to lose? I like to say that "absence makes the heart grow fonder." And, to make everyone groan, I will also mention that sometimes we "lose sight of the forest for the trees." We get so caught up in what we are doing at a nitty-gritty level that we lose sight of the bigger picture. Sometimes, the best way to see the bigger picture is to take a break, step away, and far enough away that the details begin to fade, and then re-visit what you think you know with fresh eyes. It can be amazing what we will "see" that we weren't seeing before, after taking that break. If nothing else, we bring new energy and, often, we truly do see connections and strategies that we were blind to previously. It's just not enough to work hard at our genealogy research, it is important to be creative in our problem solving and that's not always possible when one is "in the thick of things!"

By Diane L. Richard, Internet Genealogy/Your Genealogy Today Newsletter, Research Tips & More! Vol 7 #4 - 2 Jan 2020



I am bound to them, although I cannot look into their eyes or hear their voices. I honor their history. I cherish their lives. I will tell their story. I will remember them.
~ Author Unknown ~

Genealogy Quips

After years of researching your spouse's ancestors, you proudly present your hard work to your mother-in-law who says....."Yep it's all right here in the family bible dear."



CONTACTS

SBGS: southbaygs@gmail.com

SBGS website: <https://southbaygenealogy.org/>

Roots Magic Help - Beth Clarke: beth7938@gmail.com

Luncheon reservations - Vicki McDonnell: 360-608-1647

Membership - Cathy Rebhun: cathy33596@yahoo.com

Programs/Newsletter - Dru Thomas: sbgsdruthomas@gmail.com



Timely Genealogy Organization Tips

There's a simple key to organizing your genealogy research without losing your mind or feeling overwhelmed.



When it comes to organizing your genealogy research, the piles of paper can add up quickly, even if you prefer to work digitally. So, how to manage those stacks of vital records, census schedules, old photos, and various notes and research over the years? The answer: one step at a time.

ORGANIZE

The key to organization is to remember that you control it, it doesn't control you. The best way to do that is to set a goal for each step, one that has a limit. Time limits are easiest, so grab a stopwatch or set the timer on your phone, and work a little at a time.

Try this: take a 10-minute break after every 30 minutes. Figure out what you want to accomplish in that 30 minutes, and that way, once you've completed it, you'll enjoy a sense of accomplishment. Even if you don't, you can walk away after 30 minutes without guilt, because you're making progress.



5 Steps to Genealogy Organization



1. Make an Inventory.

Create a list or set of stacks of your paperwork. What do you have? Where does it currently live? Bonus: you may find while you're doing this that you start to see patterns, holes in your research, and inspiration for new research crop up during this process.

2. Determine the organization system that best works for you, and try to keep it as simple as possible.

Determining your organization system might take a bit of self-reflection. Are you consistently organized or is your office a bit messy? How often do you work on your research? And what are your needs? You'll also want to factor in space, access, preservation and funds.

(conclusion in next column)

Keep it
SIMPLE

Amusing Tombstone




Murphy's Law of Genealogy

During the last hour of your trip to the Family History Library in Salt Lake City you will find everything you've hunted all week for, but you won't have time to copy it.



GRANDMA'S TIPS



When a cake recipe calls for flouring the baking pan, use a bit of the dry cake mix instead and there won't be any white mess on the outside of the cake.

3. Sort your work into your organization system.

This is where that timer will really come in handy. You can tackle this in a variety of ways, but here are some possible solutions to accomplishing items in your time frame:

- by branch/family (maternal and paternal)
- by surname
- by person
- by record
- by research question or log



4. Keep narrowing down your goal.

Narrow your goal until you have a target you can easily achieve.



5. Keep a research log or to-do list.

Track your research as you go to write down steps and things you may want to investigate. Don't let yourself get sidetracked. Write it down, then you can revisit it later. Facebook reader Jennifer Till advises, "Resist the urge to write on random scraps of paper -get a notebook with some kind of binding and carry it with you for all those random research thoughts."



Vanessa Wieland, Family Tree Magazine Newsletter Mar 2019

The SWAP TABLE

Members can donate, share and swap genealogy materials. If you have books, magazines or newsletters you no longer want, bring them to the next meeting and place them on the swap table. Once you are finished with items you found on the Swap Table, if you no longer want them, please consider returning them for others to enjoy.



===== CUT ✂ HERE =====

Reservation for APRIL 21, 2026, SBGS Luncheon Meeting at The Elks Lodge - Ruskin

Lunch starts at 12 noon followed by Speaker's Program at 1pm

Please reserve luncheon(s) for: _____

Meal choice: Pork Chop _____ Vegetarian: Quiche _____

_____ A check for **\$18.00** per meal is enclosed. Please note lunch choice on your check memo space.

Mail this reservation slip, along with your check payable to South Bay Genealogical Society, to:

South Bay Genealogical Society - PO Box 5202 - Sun City Center FL 33571

Reservations must be RECEIVED in the PO Box by April 12